

PROXES Sport 2

Engineered for Excitement.



TOYO TIRES

Dynamic Taper Design

- ▶ Improved WET and DRY braking

Shallow / Sub Groove

- ▶ Improved WET and DRY handling

Traction Groove Edge

- ▶ Improved traction and braking

High Stiffness Outer Rib

- ▶ Provides firm grip and stability



01

TREAD PATTERN

New Profile Design

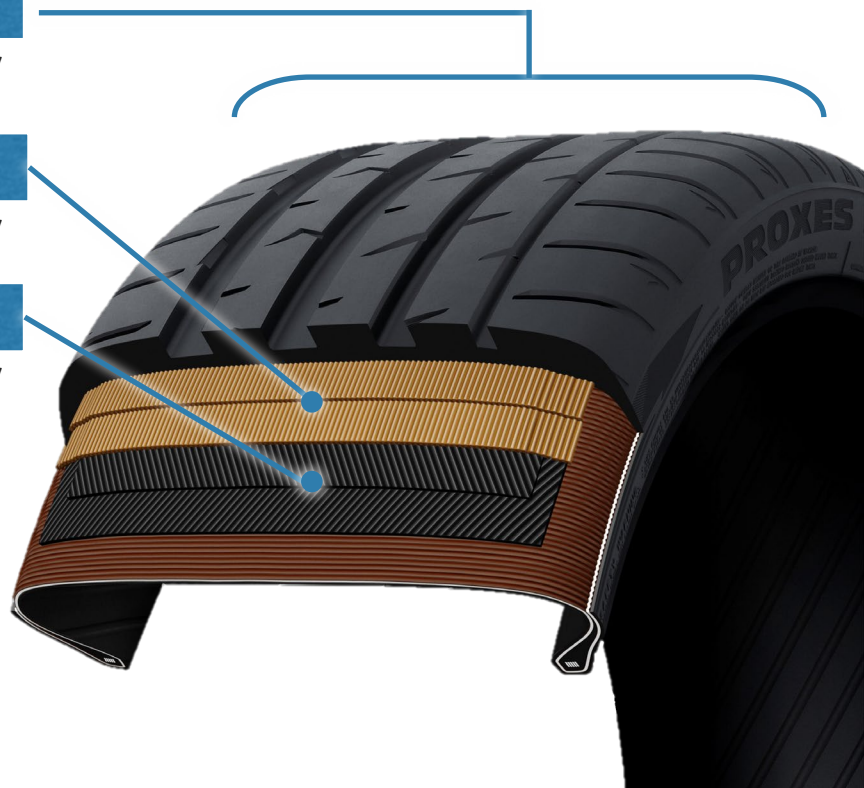
- ▶ WET and DRY handling stability

High Stiffness Cap Ply

- ▶ WET and DRY handling stability

Maximum Stiffness Belt

- ▶ WET and DRY handling stability




02

STRUCTURE


FLEXIBLE COMPOUND

Excellent micro-level flexibility and follows the road surface




RIGID COMPOUND

High elastic modulus and supports high loads



03

COMPOUND

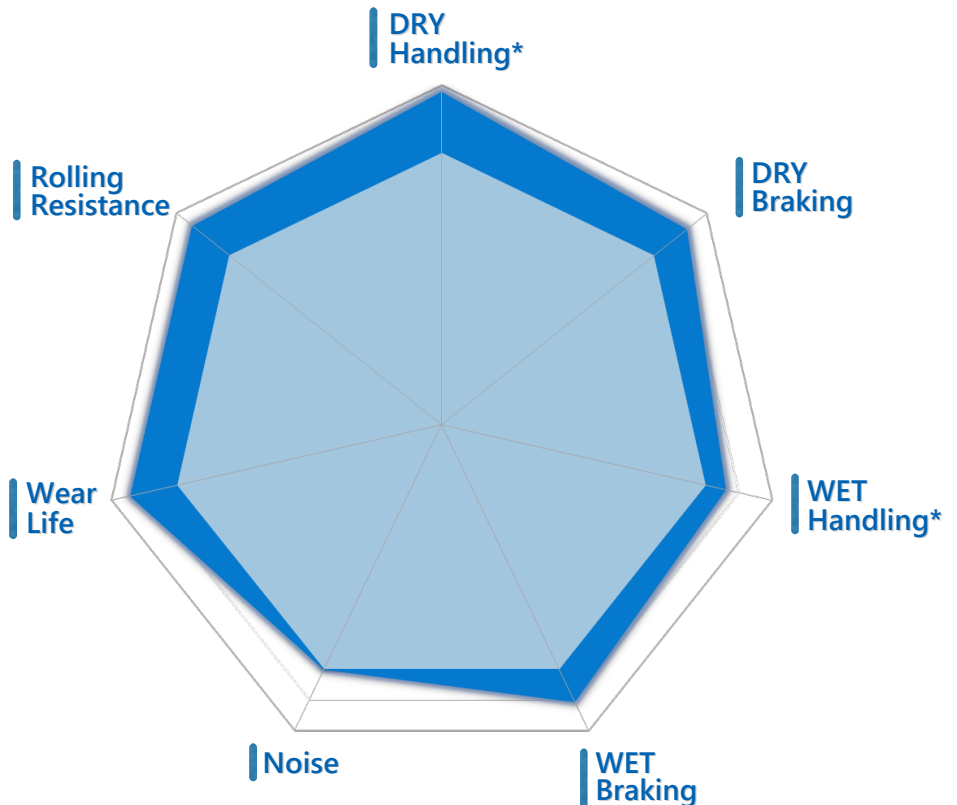


PROXES Sport 2

PROXES Sport A

Note

- Test Size : 255/35ZR20 (97Y)
- * Evaluations are subjective



04

PERFORMANCE CHART

RIM DIA.	ASPECT RATIO	TYRE SIZE	LOAD INDEX SPEED SYMBOL
18	60	235/60 R18	107W XL
	50	235/50 R18	101Y XL
		245/50 R18	104Y XL
	45	225/45ZR18	(95Y) XL
		235/45ZR18	(98Y) XL
		245/45 R18	100Y XL
		215/45R18	93Y XL
	40	225/40 R18	92Y XL
		235/40ZR18	(95Y) XL
		245/40ZR18	(97Y) XL
		255/40ZR18	(99Y) XL
		275/40ZR18	(103Y) XL
35	225/35ZR18	(87Y) XL	
19	55	235/55 R19	105Y XL
	50	255/50 R19	107Y XL
	45	225/45ZR19	(96Y) XL
		245/45 R19	102Y XL
	40	225/40 R19	93Y XL
		255/40 R19	100Y XL
	35	225/35ZR19	(88Y) XL
		235/35ZR19	(91Y) XL
		245/35ZR19	(93Y) XL
		255/35ZR19	(96Y) XL
		265/35ZR19	(98Y) XL
275/35ZR19		(100Y) XL	
285/35ZR19	(103Y) XL		
30	305/30ZR19	(102Y) XL	
20	35	255/35ZR20	(97Y) XL
	30	265/30ZR20	(94Y) XL
		295/30ZR20	(101Y) XL



C - D



A



A - B



05

DIMENSIONS /
EU GRADING

PROXES Sport 2